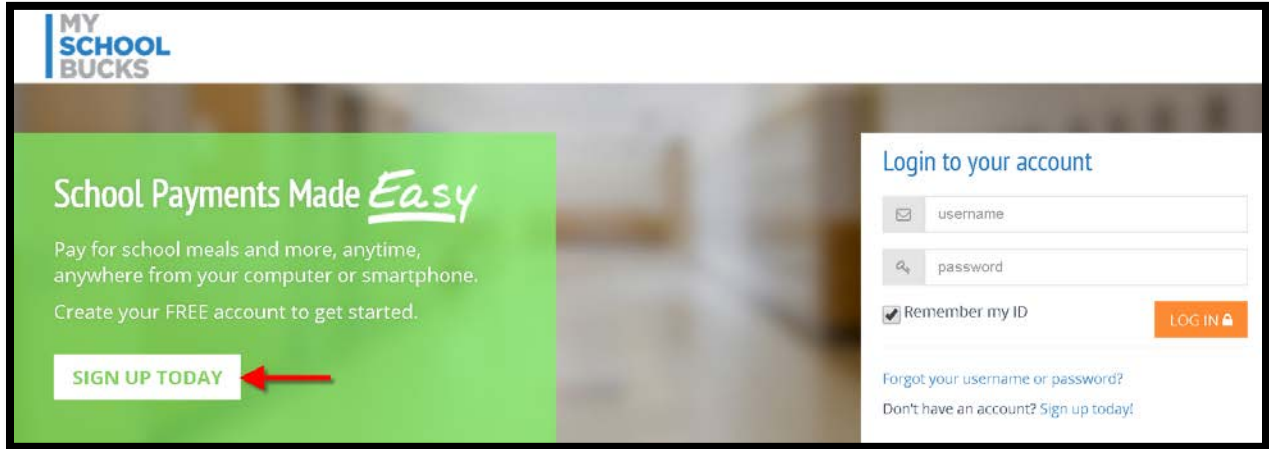
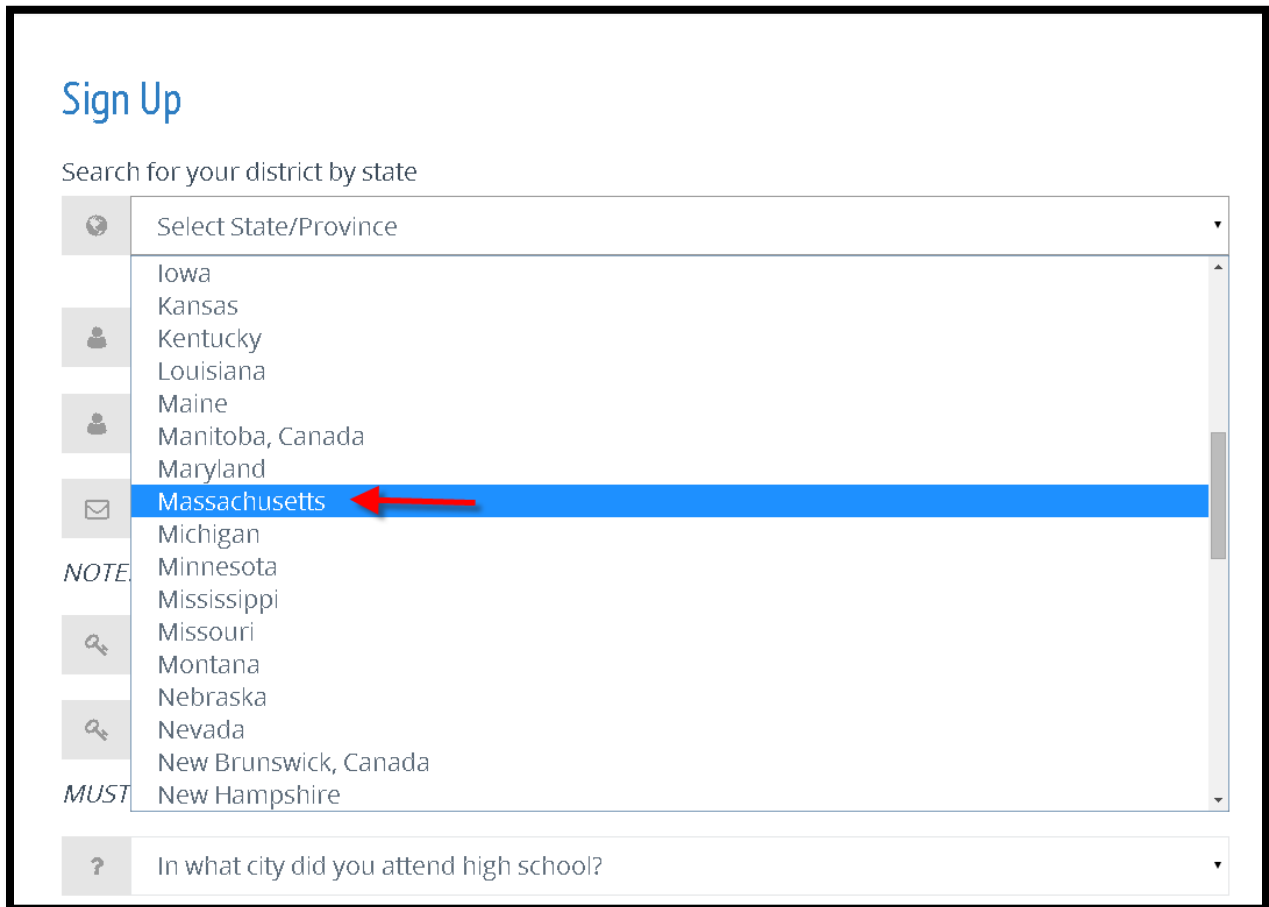


Registering for a Free Parent Account:

1. Navigate to www.myschoolbucks.com
2. Click **SIGN UP TODAY**.



3. Select **Massachusetts** as the State/Province.



4. Click the **Select District** drop down box.
5. Find and click on **Hamilton Wenham Regional School District**.

Sign Up

Search for your district by state

Massachusetts

Select District

- Greater New Bedford Technical School
- Greenfield Public Schools
- GROTON-DUNSTABLE REGIONAL
- Hadley Schools
- HALIFAX ELEMENTARY SCHOOL
- Hamilton Wenham Regional School District**
- HAMPDEN-WILBRAHAM REGIONAL
- HANOVER SCHOOLS
- Harvard Public Schools
- Hatfield Public Schools
- Holliston Public Schools
- Hudson Public Schools
- Hull Public Schools
- IPSWICH PUBLIC SCHOOLS
- Kingston Public Schools (K-6)
- Lawrence Public Schools
- Lee Public Schools

NOTE

MUST

6. Enter your **First Name, Last Name, Email Address, Password, Security Question, and Security Answer.**
7. Click **CREATE ACCOUNT.**

Sign Up

Search for your district by state

NOTE: This will be your username

MUST be at least 6 characters long

MUST be at least 4 characters long

By creating an account, I accept the MySchoolBucks [Terms of Service](#) and [Privacy Policy](#).



8. On the next page, click **CONTINUE TO ADD STUDENT**.

Sign Up

Your user profile was created successfully. A welcome email has been sent to your inbox. Now let's add a student...

9. Select your student's **School**.
10. Enter Student First Name
11. Enter Student Last Name
12. Enter **Student ID** *or* **Date of Birth**
 - a. Only one of the two pieces of information is needed
13. Click **FIND STUDENT**.


Add Student


To add a student to your account please enter their name and identifying information.

Hamilton Wenham Regional School District


Hamilton-Wenham Regional High School (06750505) ▼

Note: If your child attends school in a different school district please use the district selector at the top of the page to switch.


 Logan

 Rubin


One of the following is required to validate your student

 09/02/1998 ▼

- or -

 Student #

[Don't have your child's student ID?](#)



14. Click **ADD STUDENT**.

Add Student

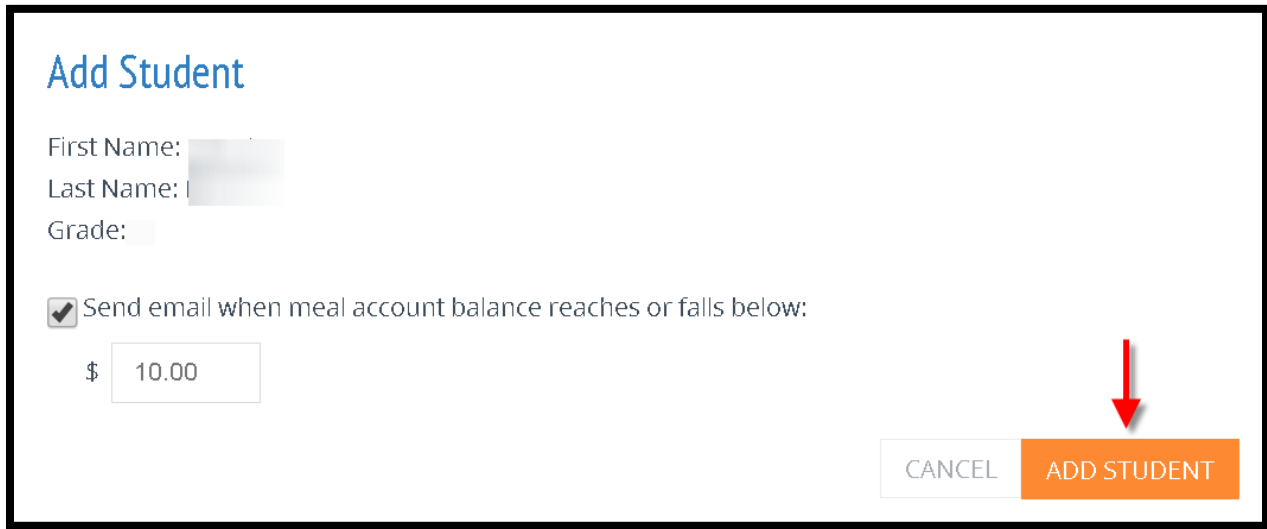
First Name:

Last Name:

Grade:

Send email when meal account balance reaches or falls below:

\$



15. If you have additional student(s) you would like to add, click **ADD ANOTHER STUDENT** and repeat the same add student process.

16. If you are done adding students, click **FINISH**.

The student you selected has been successfully added to your household.

